


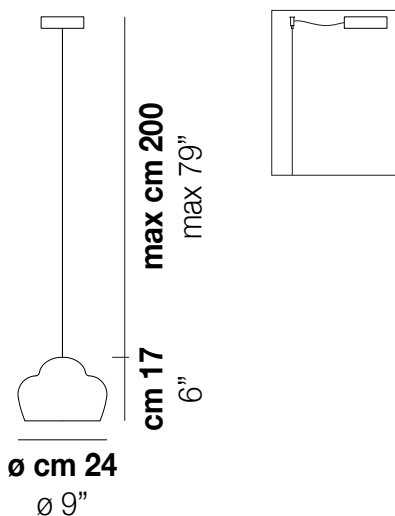
CRISTALLINA

Design Romani Saccani Architetti Associati

CRISTALLINA SP



This collection is characterized by the shape of the lampshade rounded at the top and by the shaded crystal. This allows the light to spread and create a comfortable atmosphere. LED source.



CRISTALLINA SP

TECHNICAL DATA:



LED 2700K DIM2	1x8,5 W	24 V
LED 2700K DIM3	1x8,5 W	24 V
LED 3000K DIM2	1x8,5 W	24 V
LED 3000K DIM3	1x8,5 W	24 V

CERTIFICATIONS:



Led 2700 K 8,5W 24 V 1200 lm DIM2 Phase Cut
 Led 2700 K 8,5W 24 V 1200 lm DIM3 0-10V, Push
 Led 3000 K 8,5W 24 V 1200 lm DIM2 Phase Cut
 Led 3000 K 8,5W 24 V 1200 lm DIM3 0-10V, Push

VOLUME	Mc 0,07
GROSS WEIGHT	Kg 4
NET WEIGHT	Kg 3

download



SHADE FINISHING



BCSF




CRMF



NESF

FRAME FINISHING



BO



NEO